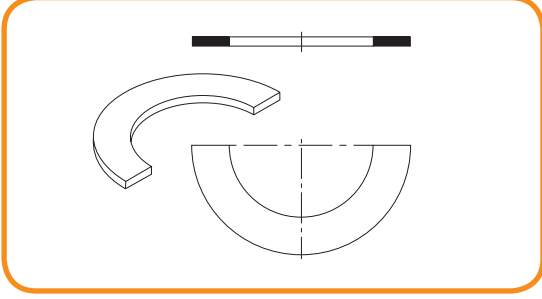


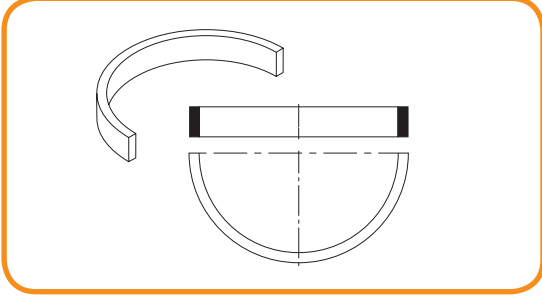
1 - Dished Head Flat Bending / Kılıcına Lama Büküm



Bending Sizes Büküm Ebatları	Min. Inner Diameter Min. İç Çap
20 X 10	250
30 X 10	300
40 X 10	350
60 X 10	500
120 X 40	750
160 X 40	1000
300 X 90	1300
450 X 60	2500



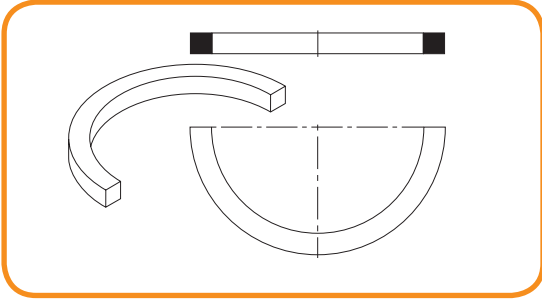
2 - Horizontal Flat Bending / Yatay Lama Büküm



Bending Sizes Büküm Ebatları	Min. Inner Diameter Min. İç Çap
40 X 15	250
80 X 30	300
150 X 60	650
200 X 60	1000
250 X 90	1200
300 X 100	1400
400 X 150	1600
650 X 120	1700



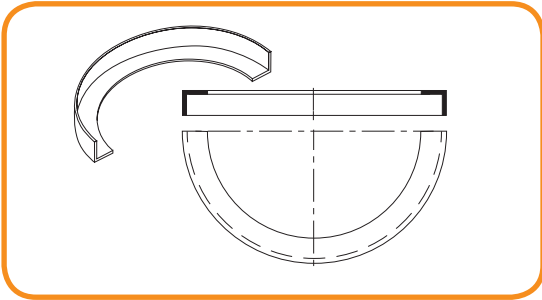
3 - Solid Square / Kare Demir Büküm



Bending Sizes Büküm Ebatları	Min. Inner Diameter Min. İç Çap
30 X 30	300
50 X 50	500
80 X 80	800
100 X 100	1000
120 X 120	1500
150 X 150	1700
200 X 200	2200
280 X 280	2500



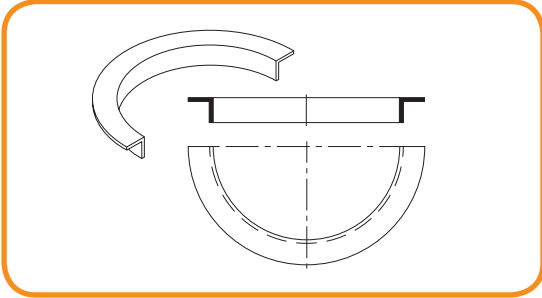
4 - Leg In Bracket Bending / Dal İç Köşebent Büküm



Bending Sizes Büküm Ebatları	Min. Inner Diameter Min. İç Çap
40 X 40 X 4	600
50 X 50 X 5	650
60 X 60 X 6	700
80 X 80 X 8	1000
100 X 100 X 10	1500
120 X 120 X 12	1650
150 X 150 X 16	1800
200 X 200 X 26	2000



5 - Leg Out Bracket Bending / Dal Dışa Köşebent Büküm

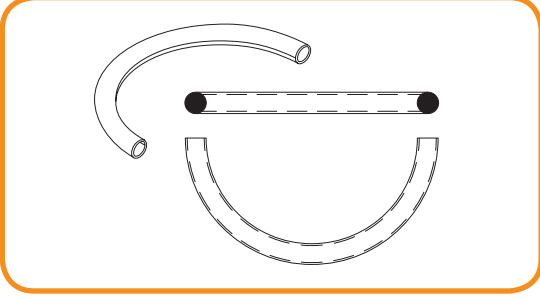


Bending Sizes Büküm Ebatları	Min. Inner Diameter Min. İç Çap
40 X 40 X 4	500
50 X 50 X 5	550
60 X 60 X 6	600
80 X 80 X 8	750
100 X 100 X 10	1500
120 X 120 X 12	1750
150 X 150 X 16	2000
200 X 200 X 26	2500



PROFILE BENDING TYPES PROFİL BÜKÜM İMALAT TIPLERİ

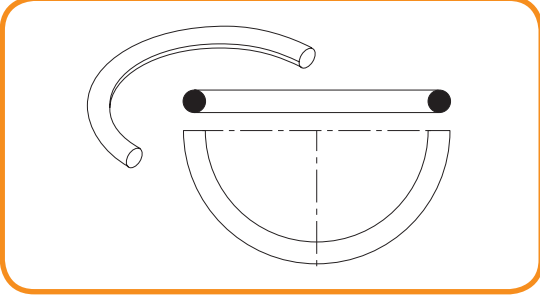
6 – Tube/Pipe Bending / Boru Büküm



Bending Sizes Büküm Ebatları	Min. Inner Diameter Min. İç Çap
21 X 3	200
33 X 3	300
60 X 4	700
89 X 5	750
114 X 7	1000
168 X 10	1500
219 X 6	4000
558 X 15	15000



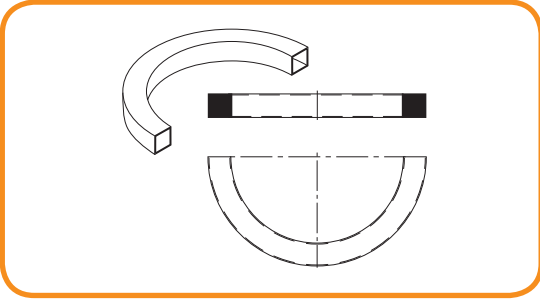
7 – Transmission Shaft Bending / Transmisyon Mil Büküm



Bending Sizes Büküm Ebatları	Min. Inner Diameter Min. İç Çap
30	250
40	450
50	600
80	800
100	1000
120	1500
200	2000
300	2500



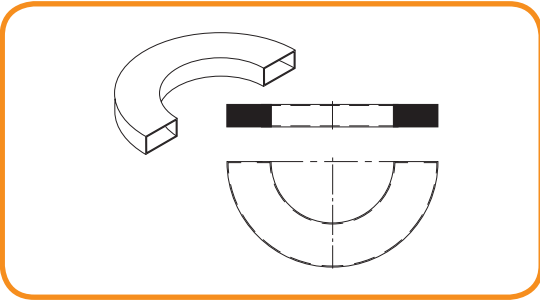
8 – Square Section Bending / Kare Profil Büküm



Bending Sizes Büküm Ebatları	Min. Inner Diameter Min. İç Çap
30 X 30 X 2	500
50 X 50 X 2,5	1000
80 X 80 X 3	2000
100 X 100 X 5	3500
120 X 120 X 4	4500
150 X 150 X 8	6500
300 X 300 X 10	
450 X 450 X 20	



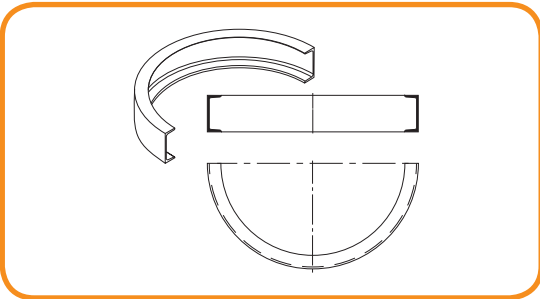
9 – On Edge Section Bending / Kılıcına Profil Büküm



Bending Sizes Büküm Ebatları	Min. Inner Diameter Min. İç Çap
40 X 20 X 2	500
50 X 30 X 2	1000
60 X 40 X 2,5	2000
80 X 40 X 3	3500
120 X 120 X 4	4500
150 X 150 X 8	6500
300 X 300 X 10	
450 X 450 X 20	



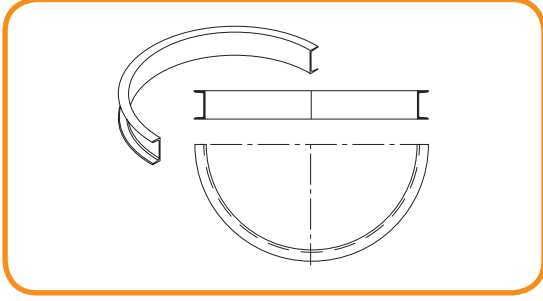
10 – NPU Leg In Bending / NPU Dal İç Büküm



Bending Sizes Büküm Ebatları	Min. Inner Diameter Min. İç Çap
NPU 50	600
NPU 80	700
NPU 120	850
NPU 160	1250
NPU 200	1500
NPU 260	2500
NPU 500	3000
NPU 1000	3500



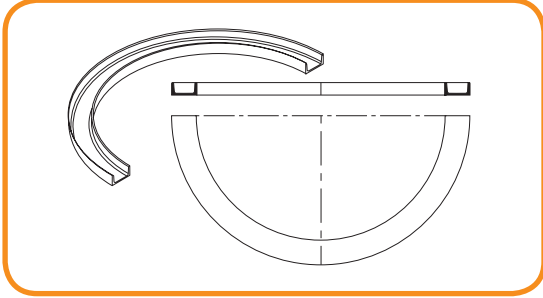
11 – NPU Leg Out Bending / NPU Dal Dışa Büküm



Bending Sizes Büküm Ebatları	Min. Inner Diameter Min. İç Çap
NPU 50	350
NPU 80	500
NPU 120	700
NPU 160	1250
NPU 200	1500
NPU 260	2000
NPU 500	3000
NPU 1000	3500



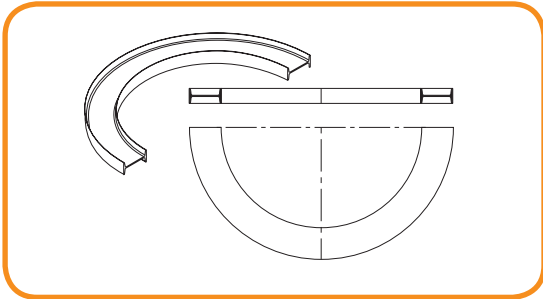
12 – NPU On Edge Bending / NPU Kılıcına Büküm



Bending Sizes Büküm Ebatları	Min. Inner Diameter Min. İç Çap
NPU 50	1200
NPU 80	1600
NPU 100	2350
NPU 120	2500
NPU 160	5000
NPU 240	7000
NPU 300	10000
NPU 400	35000



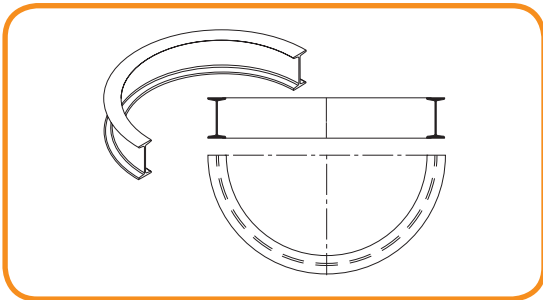
13 – NPI On Edge Bending / NPI Kılıcına Büküm



Bending Sizes Büküm Ebatları	Min. Inner Diameter Min. İç Çap
NPI 80	1400
NPI 100	1700
NPI 120	1800
NPI 160	2800
NPI 240	6000
NPI 300	8000
NPI 340	10000
NPI 550	18000



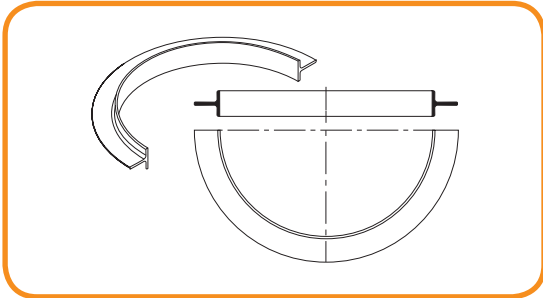
14 – NPI Horizontal Bending / NPI Yatay Büküm



Bending Sizes Büküm Ebatları	Min. Inner Diameter Min. İç Çap
NPI 50	450
NPI 80	500
NPI 100	650
NPI 120	700
NPI 200	1300
NPI 260	1400
NPI 300	2500
NPI 1000	5000



15 – HEB On Edge Bending / HEB Kılıcına Büküm



Bending Sizes Büküm Ebatları	Min. Inner Diameter Min. İç Çap
HEB 100	1600
HEB 160	2600
HEB 200	36000
HEB 240	4600
HEB 300	5500
HEB 360	7000
HEB 400	8600
HEB 550	15000

